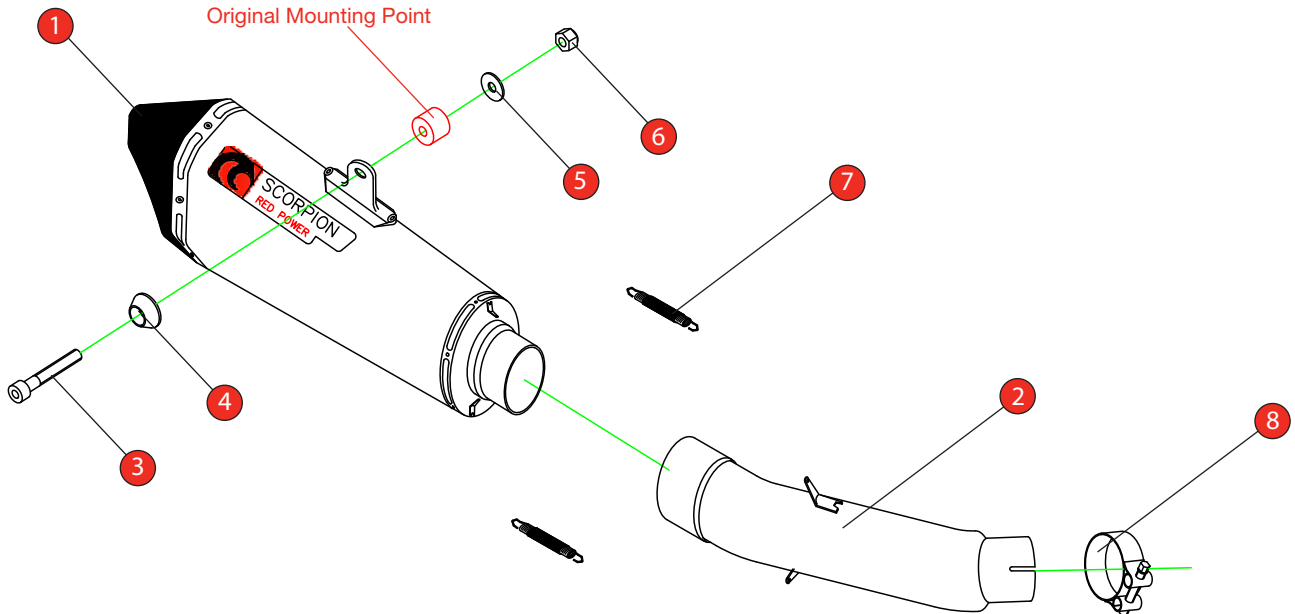


Bike	KTM 390 Duke	Part No.	RKT-92
Year	2021-Current	Fit Kit	Z039.10703
Notes	Where not supplied use original fittings	dB Killer	SCEXDBK24 (TYPE W)


Estimated Fitting Time: 60 Minutes



NO.	PART NO.	DESCRIPTION	QTY
1	RSC252	Serket Taper Silencer	1
2	CP1142	Connecting Pipe	1
Fit Kit - Z039.10703			
3	Z017.10075	M8 x 35mm Cap Head Bolt	1
4	Z026.20068	Alloy Bolt Finisher	1
5	Z017.10825	M8 x 25mm Washer	1
6	Z017.10062	M8 Nyloc Nut	1
7	Z028.10030	Rubber Coated Spring	2
8	Z016.10008	43-47mm Clamp	1


DATE	18/11/21
ISSUE	00
AUTHORISED	S.Shipley

NOTE: ENSURE SCORPION SYSTEM IS CLEAR OF MOVING PARTS AND ALL ORIGINAL FUNCTIONS WORK CORRECTLY.



STAY CONNECTED TO RED POWER.

Bike	KTM 390 Duke	Part No.	RKT-92
Year	2021-Current	Fit Kits	Z039.10703
Notes	Where not supplied use original fittings	dB Killer	SCEXDBK24 (TYPE W)



Note: Fitting instructions show Red Power rear silencer but the instructions are the same for the Serket Taper silencer.

A) Loosen original exhaust clamp.

B) Support the weight of the system and remove the silencer bolt.

C) Remove the system from the bike.

D) Ensure the original gasket remains with the rear silencer. This is not required with the Scorpion system.


E) Slide the Scorpion connecting pipe along with the clamp onto the centre silencer. Do not tighten the clamp at this point

F) Slide Scorpion rear silencer onto connecting pipe.

G) Attach the silencer to the original mounting point using the supplied hardware in the order shown on the diagram above.

H) Fit the supplied springs between the spring hoops.

Bike	KTM 390 Duke	Part No.	RKT-92
Year	2021-Current	Fit Kits	Z039.10703
Notes	Where not supplied use original fittings	dB Killer	SCEXDBK24 (TYPE W)



I) Tighten the exhaust clamp.

J) When fitted take bike for a short ride to ensure all functions are correct. Once the bike & exhaust are cool enough check all nuts and bolts are still secure.



STAY CONNECTED TO RED POWER.

Bike	KTM 390 Duke	Part No.	RKT-92
Year	2021-Current	Fit Kit	Z039.10703
Notes	Where not supplied use original fittings	dB Killer	SCEXDBK24 (TYPE W)

Estimated Fitting Time: 60 Minutes



Thank you for purchasing your Scorpion Silencer.

Care of your exhaust: Please refrain from cleaning silencer with heavy solvents or abrasives!

Vielen Dank Für den kauf eines Scorpion Schalldampfers! Pflegehinweis: Bitte verwenden Sie niemals Scheuermittel oder aggressive Reiniger zur Pflege Ihres Auspuffes!

Merci d'avoir choisi un echappement Scorpion.

Entretien de votre silencieux: Ne pas utiliser de solvants ou de produits abrasifs!

“Muchas gracias por adquirir un Silencioso Scorpion. Le recomendamos no limpiar el silencioso con productos abrasivos o aquellos que contengan disolventes.”



STAY CONNECTED TO RED POWER.