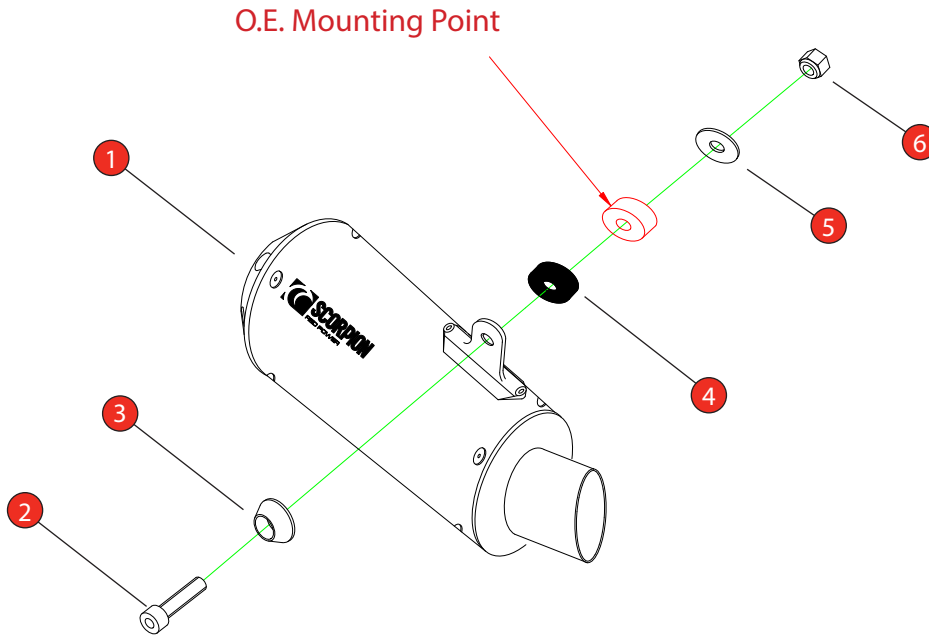



Bike	Yamaha MT-10	Part No.	PYA-126
Year	2022-Current	Fit Kit	Z039.10589
Notes	Where not supplied use original fittings	dB Killer	N/A

Estimated Fitting Time: 30 Minutes



NO.	PART NO.	DESCRIPTION	QTY
1	PSC517	Red Power Silencer	1
Fit Kit - Z039.10589			
2	Z017.10077	M8 x 45mm Caphead Bolt	1
3	Z026.20068	Allot Bolt Finisher	1
4	Z026.20281	M8 x 5mm Black Anodised Spacer	1
5	Z017.10825	M8 x 25mm Washer	1
6	Z017.10062	M8 Nyloc Nut	1

CLASSIFICATION	Closed Circuit Product
HOMOLOGATED	NO
DATE	07/08/2023
ISSUE	00
AUTHORISED	S Shipley

NOTE: ENSURE SCORPION SYSTEM IS CLEAR OF MOVING PARTS AND ALL ORIGINAL FUNCTIONS WORK CORRECTLY.


STAY CONNECTED TO RED POWER.

Bike	Yamaha MT-10	Part No.	PYA-126
Year	2022-Current	Fit Kits	Z039.10589
Notes	Where not supplied use original fittings	dB Killer	N/A



A) Loosen and remove the rear silencer clamp.

B) Loosen and remove the rear silencer mounting bolt.

C) Carefully remove the rear silencer from the bike.

D) Remove the gasket and collar, they're not needed when installing the Scorpion Slip-on.



E) Slide the Scorpion silencer onto the original link pipe and align with the mounting point on the frame.

F) Insert the bolt into the bolt finisher.

G) Place the spacer between the original mount on the bike and the mounting bracket on the Scorpion silencer. Slide the bolt through the bracket, spacer and original mount.

H) Secure in place with the washer and nyloc nut. Check that the silencer is aligned correctly and fully tighten the bolt.

When fitted take bike for a short ride to ensure all functions are correct. When bike & exhaust are cool enough check all nuts and bolts are still secure.



Bike	Yamaha MT-10	Part No.	PYA-126
Year	2022-Current	Fit Kits	Z039.10589
Notes	Where not supplied use original fittings	dB Killer	N/A



Thank you for purchasing your Scorpion Silencer.

Care of your exhaust: Please refrain from cleaning silencer with heavy solvents or abrasives!

Vielen Dank für den Kauf eines Scorpion Schalldämpfers! Pflegehinweis: Bitte verwenden Sie niemals Scheuermittel oder aggressive Reiniger zur Pflege Ihres Auspuffes!

Merci d'avoir choisi un échappement Scorpion.

Entretien de votre silencieux: Ne pas utiliser de solvants ou de produits abrasifs!

Muchas gracias por adquirir un Silencioso Scorpion. Le recomendamos no limpiar el silencioso con productos abrasivos o aquellos que contengan disolventes.



STAY CONNECTED TO RED POWER.