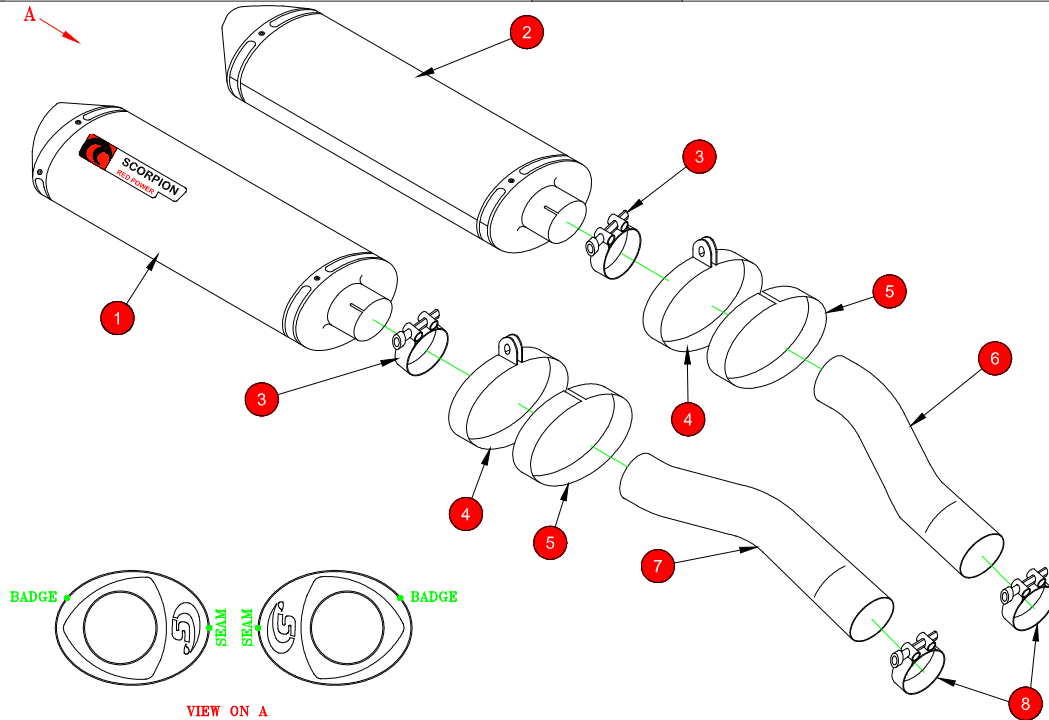


BIKE	Yamaha YZF-R1	PART NO.	EYA-69
YEAR	2004-06	FIT KITS	Z039.11129
NOTES	Use standard fittings where not supplied Remove standard gasket if fitted.	dB-Killer	2 x SCEXDBK12 (Type B)




VIEW ON A

- | | |
|---|--|
| 1 375mm Oval Silencer ESC49 (Rotated 90°) | 8 2 x 43-47mm Band Clamps (Z016.10008) |
| 2 375mm Oval Silencer ESC48 (Rotated 90°) | |
| 3 2 x 51-55mm Band Clamps (Z016.10002) | |
| 4 2 x "H" Underseat Silencer Strap (Z028.10266) | |
| 5 2 x Protective Rubber Strips (Z029.10022) | |
| 6 Connecting Pipe CP237 | |
| 7 Connecting Pipe CP236 | |

E-MARK	SC-49 e4 2129
ISSUE NO.	14 <input type="checkbox"/>
DATE	26/02/09
AUTHORISED	S. Northrop
CHECKED	

NOTE: ENSURE SCORPION SYSTEM IS CLEAR OF MOVING PARTS AND ALL ORIGINAL FUNCTIONS WORK CORRECTLY.




- A) Remove front and rear seats
- B) Remove seat cowl
- C) To remove seat cowl pull out plastic fixings
- D) Remove plastic fixing with long nose pliers.



Box: PLOCK 2x2

BIKE	Yamaha YZF-R1	PART NO.	EYA-69
YEAR	2004-06	FIT KITS	Z039.11129
NOTES	Use standard fittings where not supplied Remove standard gasket if fitted.	FEATURES	

CONTINUED FROM OVERLEAF:



E) Remove covers marked L & R

F) Remove heat shields

G) Loosen standard silencer clamps


H) Remove silencer mounting bolts

I) Remove standard silencer

J) Fit Scorpion silencers and link pipes

K) Align Scorpion silencers ensuring there is equal clearance around silencers and body work


L) Tighten all Scorpion clamps



Box: PLOCK 2x2

BIKE	Yamaha YZF-R1	PART NO.	EYA-69
YEAR	2004-06	FIT KITS	Z039.11129
NOTES	Use standard fittings where not supplied Remove standard gasket if fitted.	FEATURES	

CONTINUED FROM OVERLEAF:



M) Fit Scorpion silencer straps

N) Re-fit body work ensuring ALL Scorpion and original fittings are secure