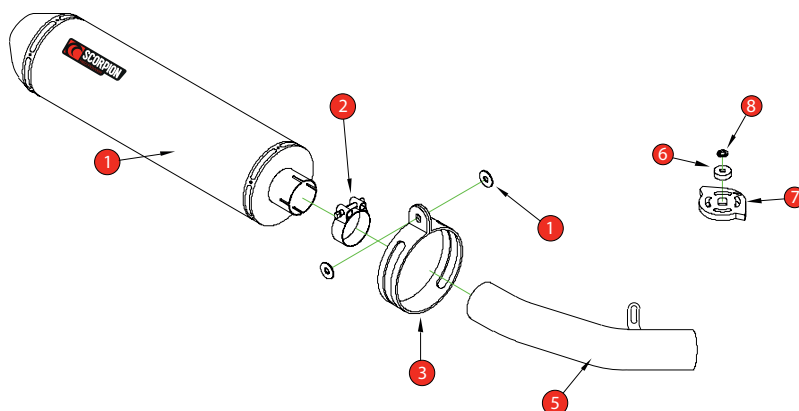




BIKE	KAWASAKI Z750	PART NO.	EKA-78
YEAR	2007- 2012	FIT KITS	OVAL Z039.11233 // ROUND Z039.10233
NOTES	Remove OE gasket before fitting item 5	DB-Killer	SCEXDBK12 - (Type B)





DO NOT TURN ON BIKE UNTIL INSTALLATION IS COMPLETE AND SERVO WHEEL HAS BE FULLY INSTALLED.

- | | |
|--------------------------------------------------------|----------------------------------------|
| 1 450mm Silencer ESC 107 | 7 Replacement Servo Wheel (Z007.10955) |
| 2 59-63mm Band Clamp (Z016.10001) | 8 M6 Split Washer (Z017.10027) |
| 3 Composite Silencer Strap (R-038.10090)(O-Z038.10088) | |
| 4 2 x M8 x 25mm Washers (Z017.10825) | |
| 5 Connecting Pipe CP420 | |
| 6 Aluminium Collar (Z026.20045) | |

E-MARK PIPE	KA-78RO 
E-MARK OVAL	KA-78O 
ISSUE NO.	09
DATE	18/10/2018
AUTHORISED	J.Harkin
CHECKED	

NOTE: ENSURE SCORPION SYSTEM IS CLEAR OF MOVING PARTS AND ALL ORIGINAL FUNCTIONS WORK CORRECTLY.



A) Disconnect cables on exhaust valve and leave loose..

B) To disconnect cables at the servo box end, you have to remove the hexagonal wheel, without turning it's shaft.

Remove bolt in centre of hexagonal wheel using an 8mm socket. Support wheel if tight.

C) Remove hexagonal wheel from shaft, retaining OE bolt. DO NOT turn shaft.

Remove spring clip retaining cables and completely remove the cables




D) The replacement wheel comes with an aluminium collar & spring washer that is secured in place with OE bolt – TIGHTEN TO 5ft/lb USING A TORQUE WRENCH.



Box: PLOCK 1

BIKE	KAWASAKI Z 750	PART NO.	EKA - 78
YEAR	2007 - 2012	FIT KITS	OVAL Z039.11233 // ROUND Z039.10233
NOTES	Remove OE gasket before fitting item 5	FEATURES	

CONTINUED FROM OVERLEAF:



The replacement wheel must be fitted with the etched letters "UP"

E IS RIGHT!
F IS WRONG!