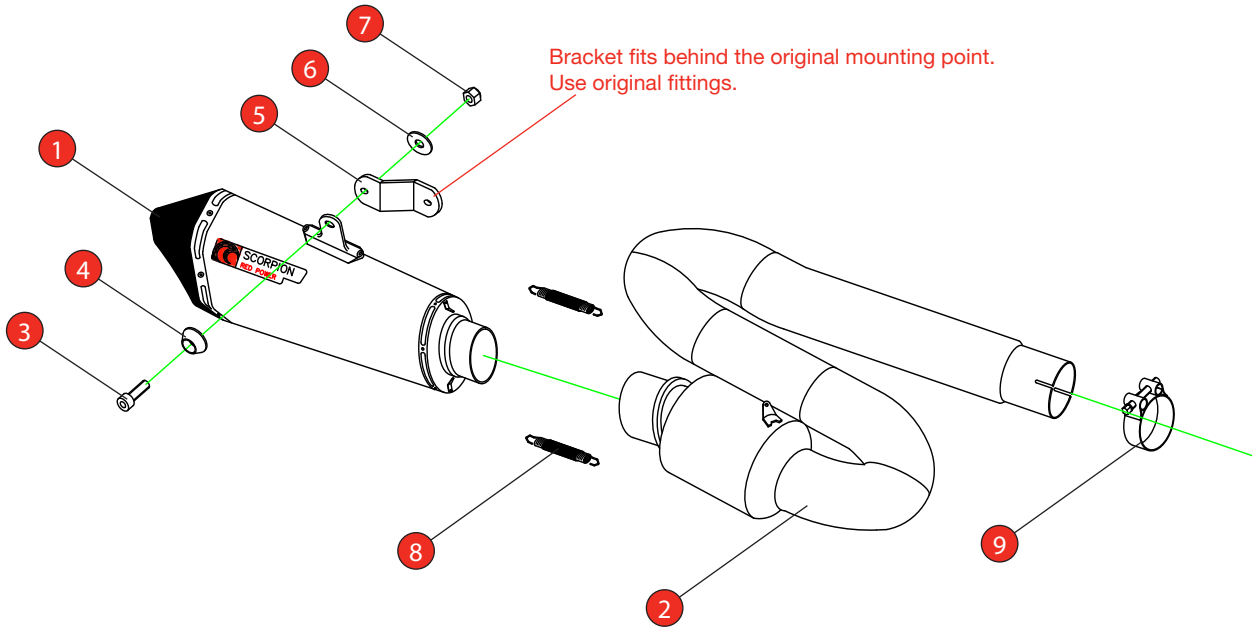



Bike	Triumph Street Triple 765 R / RS	Part No.	RTR-89
Year	2020-2022	Fit Kit	Z039.10610
Notes	Where not supplied use original fittings	dB Killer	SCEXDBK24 - (Type W)

Estimated Fitting Time: 60 Minutes





NO.	PART NO.	DESCRIPTION	QTY	CLASSIFICATION	Closed Circuit Product
1	RSC491	Serket Taper Silencer	1	HOMOLOGATED	No
2	CP954	Connecting Pipe	1	DATE	10/05/2023
Fit Kit - Z039.10610				ISSUE	03
3	Z017.10073	M8 x 25mm Cap Head Bolt	1	AUTHORISED	S Shipley
4	Z026.20068	Alloy Bolt Finisher	1		
5	Z015.31323	Mounting Bracket	1		
6	Z017.10825	M8 x 25mm Washer	1		
7	Z017.10062	M8 Nyloc Nut	1		
8	Z028.10030	Rubber Coated Spring	2		
9	Z016.10008	43-47mm Clamp	1		

NOTE: ENSURE SCORPION SYSTEM IS CLEAR OF MOVING PARTS AND ALL ORIGINAL FUNCTIONS WORK CORRECTLY.



STAY CONNECTED TO RED POWER.

Bike	Triumph Street Triple 765 R / RS	Part No.	RTR-89
Year	2020-2022	Fit Kit	Z039.10610
Notes	Where not supplied use original fittings	dB Killer	SCEXDBK24 - (Type W)



Note: Retain all original parts and fittings. Instructions show a Serket taper silencer, instructions are the same when fitting an Red Power .

A) Unscrew heat shield bolt and remove heat shield.

B) Undo original clamp and remove it from the bike.

C) Unscrew the original silencer mounting bolt.



D) Unscrew the second original silencer mounting bolt.

E) Remove the silencer from the bike.

F/G) Some bikes have a collar that the rear silencer butts up to. If your bike has this you will need to remove it to allow the Scorpion system to slide all the way on to the pipe.

H) Following the diagram above, loosely fit the Scorpion system.



Bike	Triumph Street Triple 765 R / RS	Part No.	RTR-89
Year	2020-2022	Fit Kit	Z039.10610
Notes	Where not supplied use original fittings	dB Killer	SCEXDBK24 - (Type W)



I) Check the clearance between the pipework and the rear tyre, this requires a minimum spacing 45mm.

J) Check the clearance between the pipework and the suspension linkage, this requires a spacing of at least 20mm.



K) Looking from the rear of the bike ensure the silencer does not protrude past the foot peg.



L) Check the clearance between the silencer and the swing arm, this requires a minimum spacing of 15mm.

M) Check the clearance of between the silencer and brake lever. Press brake lever down to ensure it does not touch the silencer at any point during use.

N) Once happy with the alignment of your exhaust, tighten all fittings. Take bike for a short ride. Upon return allow the system to cool and check all



STAY CONNECTED TO RED POWER.

Bike	Triumph Street Triple 765 R / RS	Part No.	RTR-89
Year	2020-2022	Fit Kit	Z039.10610
Notes	Where not supplied use original fittings	dB Killer	SCEXDBK24 - (Type W)

Estimated Fitting Time: 60 Minutes



Thank you for purchasing your Scorpion Silencer.

Care of your exhaust: Please refrain from cleaning silencer with heavy solvents or abrasives!

Vielen Dank Für den kauf eines Scorpion Schalldampfers! Pflegehinweis: Bitte verwenden Sie niemals Scheuermittel oder aggressive Reiniger zur Pflege Ihres Auspuffes!

Merci d'avoir choisi un echappement Scorpion.

Entretien de votre silencieux: Ne pas utiliser de solvants ou de produits abrasifs!

Muchas gracias por adquirir un Silencioso Scorpion. Le recomendamos no limpiar el silencioso con productos abrasivos o aquellos que contengan disolventes.



STAY CONNECTED TO RED POWER.