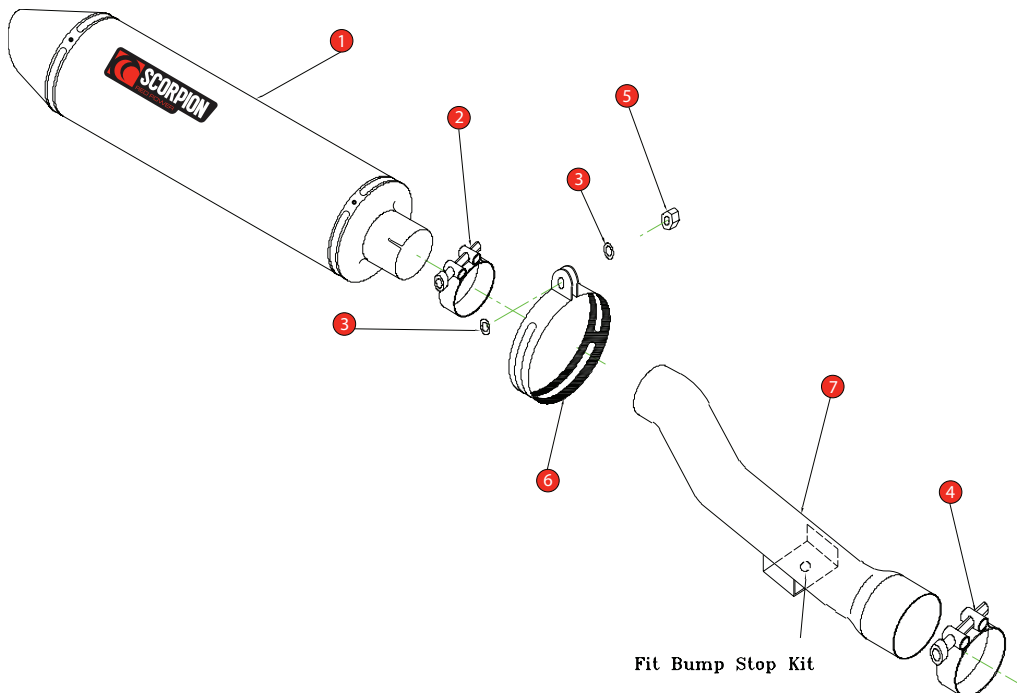


Box: PLOCK 2

BIKE	Yamaha FZ1 / FZ1 S	PART NO.	EYA-74
YEAR	2006-16	FIT KITS	OVAL Z039.11091
NOTES	Use standard fittings where not supplied Remove standard gasket if fitted.	DB-Killer	SCEXDBK12 - (Type B)



Fit Bump Stop Kit

- 1 350mm Silencer ESC 74
- 2 55-59mm Band Clamp (Z016.10004)
- 3 2 x M10 x 25mm Washers (Z017.11014)
- 4 59-63mm Band Clamp (Z016.10001)
- 5 M10 Nyloc Nut (Z017.11018)
- 6 Composite Bracket (Z038.10088)
- 7 Connecting Pipe CP 354

- 8 Cable Tie (Z017.12732)
- 9 Photo Fitting Instructions
- 10 Bump Stop Kit

E-MARK OVAL	BSAU 193a 1990/t3
ISSUE NO.	11
DATE	04/08/21
AUTHORISED	M.Ydlibi
CHECKED	


NOTE: ENSURE SCORPION SYSTEM IS CLEAR OF MOVING PARTS AND ALL ORIGINAL FUNCTIONS WORK CORRECTLY.



Box: PLOCK 2

BIKE	Yamaha FZ1 / FZ1 S	PART NO.	EYA-74
YEAR	2006-16	FIT KITS	OVAL Z039.11091
NOTES	Use standard fittings where not supplied Remove standard gasket if fitted.	FEATURES	

CONTINUED FROM OVERLEAF:





A) Remove the cover off the Exup Valve

B) Loosen the lock nuts retaining the cables

C) Disconnect the cables completely

D) Secure these cables safely behind the uprights of the frame with the cable-tie provided



E) It is now possible to remove the OE silencer by loosening the clamp & unbolting from the top mounting point, keep this bolt to remount the Scorpion silencer with the nut provided.

REFIT ALL PARTS IN REVERSE ORDER Ensure all cables and any fitments are secured safely and all original functions work correctly prior to use.

