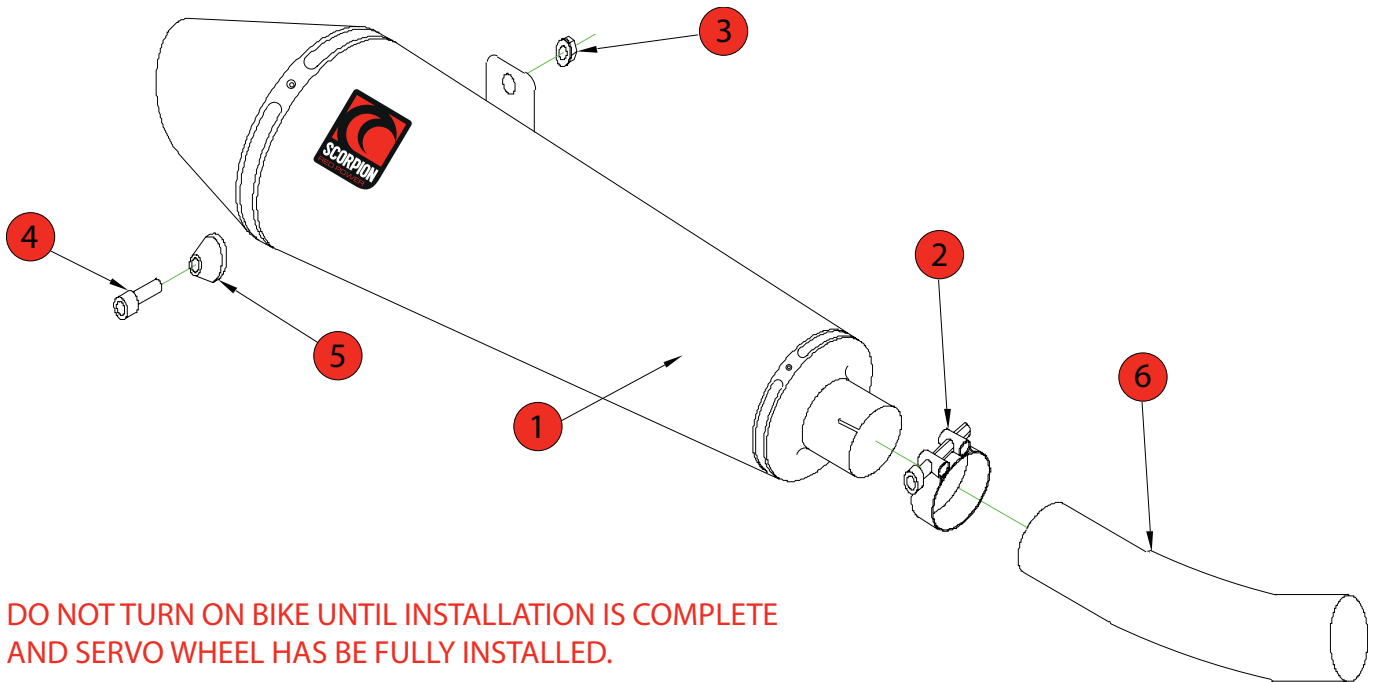


BIKE	KAWASAKI ZX-10 R	PART NO.	EKA-80
YEAR	2008 - 2010	FIT KITS	OVAL Z039.11262
NOTES	Use standard fittings where not supplied Remove standard gasket if fitted.	DB-Killer	SCEXDBK12 - (Type B)





DO NOT TURN ON BIKE UNTIL INSTALLATION IS COMPLETE AND SERVO WHEEL HAS BE FULLY INSTALLED.

- | | |
|--|---------------------------------|
| 1 275mm Silencer ESC 127 | 6 Connecting Pipe CP 463 |
| 2 51-55mm Band Clamp (Z016.10002) | 7 Servo Wheel (Z007.10955) |
| 3 M8 Nyloc Nut (Z017.10062) | 8 Aluminium Collar (Z026.20045) |
| 4 M8 x 35mm Cap Head Bolt (Z017.10075) | 9 M6 Split Washer (Z017.10027) |
| 5 Aluminium Bolt Finisher (Z026.20068) | |

E-MARK ROUND	N/A
E-MARK OVAL	KA80 e4 2363 ⑨
ISSUE NO.	06
DATE	17/10/2018
AUTHORISED	J.Harkin
CHECKED	

NOTE: ENSURE SCORPION SYSTEM IS CLEAR OF MOVING PARTS AND ALL ORIGINAL FUNCTIONS WORK CORRECTLY.




A) Disconnect cables on exhaust valve and leave loose.

B) To disconnect cables at the servo box end, you have to remove the hexagonal wheel, without turning it's shaft. Remove bolt in centre of hexagonal wheel using an 8mm socket. Support wheel if tight.

C) Remove hexagonal wheel from shaft, retaining OE bolt. DO NOT turn shaft.

Remove spring clip retaining cables and completely remove the cables


D) The replacement wheel comes with an aluminium collar & spring washer that is secured in place with OE bolt – TIGHTEN TO 5ft/lb USING A TORQUE WRENCH.



Box: PLOCK 1

BIKE	KAWASAKI ZX-10 R	PART NO.	EKA-80
YEAR	2008 - 2010	FIT KITS	OVAL Z039.11262
NOTES	Where not supplied use original fittings.	FEATURES	

CONTINUED FROM OVERLEAF:



The replacement wheel must be fitted with the etched letters "UP"

E IS RIGHT!
F IS WRONG!