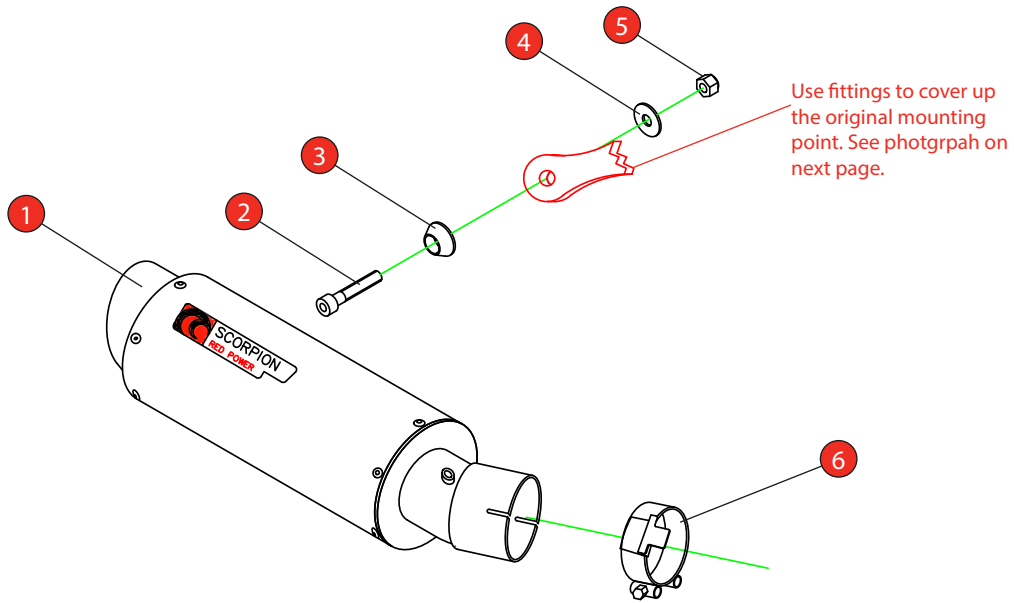



Bike	Suzuki GSX-R 1000	Part No.	SI-1011
Year	2017-18	Fit Kit	Z039.10609
Notes	Where not supplied use original fittings	dB Killer	SCEXDBK40 - (Type ZZ)

Estimated Fitting Time: 60 Minutes



NO.	PART NO.	DESCRIPTION	QTY
1	SC406	RP1-GP Silencer with intergrated CP953	1
Fit Kit - Z039.10609			
2	Z017.10077	M8 x 45mm Cap Head Bolt	1
3	Z026.20068	Alloy Bolt Finisher	1
4	Z017.10825	M8 x 25mm Washer	1
5	Z017.10062	M8 Nyloc Nut	1
6	Z028.20356	55-59mm Clamp With Heat Shield Bracket	1

E-MARK	BSAU 193a 1990/T3
DATE	22/10/2018
ISSUE	02
AUTHORISED	J.Harkin



STAY CONNECTED TO RED POWER.

Bike	Suzuki GSX-R 1000	Part No.	SI-1011
Year	2017-18	Fit Kit	Z039.10609
Notes	Where not supplied use original fittings	dB Killer	SCEXDBK40 - (Type ZZ)



A) Remove the original exhaust, taking care to keep all original components in a safe place. Fit the Scorpion exhaust following the line diagram above. Do not fully tighten the clamp as you may need to rotate it for heat shield alignment. Use the bolt, bolt finisher, washer and nut to cover up the original mounting point.

B) Unbolt the original heat shield from the original clamp.




C) Slide the heat shield off the clamp.

D) Carefully remove the rubber of the original clamp.

E) Slide the rubber onto the Scorpion clamp ensuring it holds in place.

F) Slide the heat shield onto the rubber then using the original bolt loosely fasten the heat shield to the pipe.



G) Twist the clamp to align the heat shield. Once happy with the alignment, tighten all fittings.

H) When fitted take bike for a short ride to ensure all functions are correct.

I) When bike & exhaust are cool enough check all nuts and bolts are still secure.



Bike	Suzuki GSX-R 1000	Part No.	SI-1011
Year	2017-18	Fit Kit	Z039.10609
Notes	Where not supplied use original fittings	dB Killer	SCEXDBK40 - (Type ZZ)

Estimated Fitting Time: 60 Minutes



Thank you for purchasing your Scorpion Silencer.

Care of your exhaust: Please refrain from cleaning silencer with heavy solvents or abrasives!

Vielen Dank Für den kauf eines Scorpion Schalldampfers! Pflegehinweis: Bitte verwenden Sie niemals Scheuermittel oder aggressive Reiniger zur Pflege Ihres Auspuffes!

Merci d'avoir choisi un echappement Scorpion.

Entretien de votre silencieux: Ne pas utiliser de solvants ou de produits abrasifs!

Muchas gracias por adquirir un Silencioso Scorpion. Le recomendamos no limpiar el silencioso con productos abrasivos o aquellos que contengan disolventes.



STAY CONNECTED TO RED POWER.